

Component connector - P-CO - 3036796

Please be informed that the data shown in this PDF Document is generated from our Online Catalog. Please find the complete data in the user's documentation. Our General Terms of Use for Downloads are valid (<http://phoenixcontact.com/download>)



Component connector, for installing components that can be individually selected, nominal current: 6 A, pitch: 5.2 mm, length: 24.2 mm, width: 5.1 mm, height: 33.2 mm, number of positions: 1, color: gray

Your advantages

- ✓ For assembly, the spring-cage connections are opened or closed inside the plug with just one turn of a standard screwdriver
- ✓ Can be used in all disconnect terminal blocks of the range ...-TG with 5.2 mm width or wider, from the PT, ST, QTC and UT series
- ✓ The P-CO patented component plug can accommodate components quickly and reliably using spring-cage contacts
- ✓ A coding recess ensures protection against polarity reversal



Key Commercial Data

Packing unit	1 pc
Minimum order quantity	10 pc
GTIN	
GTIN	4017918929145
Weight per Piece (excluding packing)	3.580 g
Custom tariff number	85366990
Country of origin	Poland

Technical data

General

Note	Notes on operation Components with a wire diameter from 0.5 mm up to 0.8 mm can be used
Number of positions	1
Potentials	1
Color	gray

Component connector - P-CO - 3036796

Technical data

General

Insulating material	PA
Flammability rating according to UL 94	V0

Dimensions

Width	5.1 mm
Length	24.2 mm
Height	33.2 mm
Pitch	5.2 mm

General

Maximum load current	6 A
Nominal current I_N	6 A
Ambient temperature (operation)	-60 °C ... 105 °C (Maximum short-term operating temperature 130°C.)
Ambient temperature (storage/transport)	-25 °C ... 60 °C (for a short time, not exceeding 24 h, -60 °C to +70 °C)
Permissible humidity (storage/transport)	30 % ... 70 %
Ambient temperature (assembly)	-5 °C ... 70 °C
Ambient temperature (actuation)	-5 °C ... 70 °C
Relative insulation material temperature index (Elec., UL 746 B)	130 °C
Temperature index of insulation material (DIN EN 60216-1 (VDE 0304-21))	130 °C
Static insulating material application in cold	-60 °C
Surface flammability NFPA 130 (ASTM E 162)	passed
Specific optical density of smoke NFPA 130 (ASTM E 662)	passed
Calorimetric heat release NFPA 130 (ASTM E 1354)	28 MJ/kg
Smoke gas toxicity NFPA 130 (SMP 800C)	passed
Fire protection for rail vehicles (DIN EN 45545-2) R22	HL 1 - HL 3
Fire protection for rail vehicles (DIN EN 45545-2) R23	HL 1 - HL 3
Fire protection for rail vehicles (DIN EN 45545-2) R24	HL 1 - HL 3
Fire protection for rail vehicles (DIN EN 45545-2) R26	HL 1 - HL 3

Connection data

Connection method	Plug connection
-------------------	-----------------

Standards and Regulations

Connection in acc. with standard	CSA
Flammability rating according to UL 94	V0

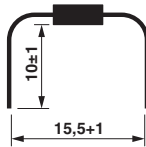
Environmental Product Compliance

China RoHS	Environmentally friendly use period: unlimited = EFUP-e
	No hazardous substances above threshold values

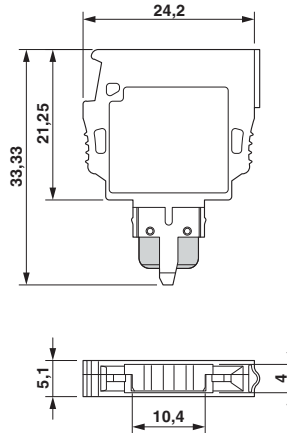
Component connector - P-CO - 3036796

Drawings

Dimensional drawing



Dimensional drawing



Classifications

eCl@ss

eCl@ss 10.0.1	27141149
eCl@ss 11.0	27141149
eCl@ss 4.0	27141100
eCl@ss 4.1	27141100
eCl@ss 5.0	27141100
eCl@ss 5.1	27141100
eCl@ss 6.0	27141100
eCl@ss 7.0	27141149
eCl@ss 8.0	27141149
eCl@ss 9.0	27141149

ETIM

ETIM 2.0	EC000897
ETIM 3.0	EC000897
ETIM 4.0	EC002018
ETIM 5.0	EC002018
ETIM 6.0	EC002018
ETIM 7.0	EC002018

UNSPSC

UNSPSC 6.01	30211811
UNSPSC 7.0901	39121409

Component connector - P-CO - 3036796

Classifications

UNSPSC

UNSPSC 11	39121409
UNSPSC 12.01	39121409
UNSPSC 13.2	39121409
UNSPSC 18.0	39121409
UNSPSC 19.0	39121409
UNSPSC 20.0	39121409
UNSPSC 21.0	39121409

Approvals

Approvals

Approvals


CSA / EAC / EAC / EAC


Ex Approvals

Approval details

CSA		http://www.csagroup.org/services-industries/product-listing/	13631
-----	---	---	-------

EAC			EAC-Zulassung
-----	---	--	---------------

EAC			RU C- DE.A*30.B.01742
-----	---	--	--------------------------

EAC			RU C- DE.BL08.B.00511
-----	---	--	--------------------------
