

Operator terminal - NLC-OP1-LCD-032-4X20 - 2701137

Please be informed that the data shown in this PDF Document is generated from our Online Catalog. Please find the complete data in the user's documentation. Our General Terms of Use for Downloads are valid (<http://phoenixcontact.com/download>)



User interface for Nanoline controllers. Mounts directly on the base unit. Can be mounted remotely using the mounting kit.

Product Description


User interface for Nanoline controllers. 8-line, 20-character backlit display provides operation and setup information to the user. Numeric and directional buttons allow entry and selection of data into the controller. Can be mounted directly on the base unit, mounted remotely using the optional mounting kit, or used as a service tool.

Your advantages

- ✔ Numeric (0 - 9), direction (up, down, left, right), and Enter keys can be used to input custom messages
- ✔ Displays messages prompting user input
- ✔ Can be integrated in the basic unit or installed remotely on a panel (1 m distance)
- ✔ Variable font sizes for improved legibility of custom messages (4 x 20 or 2 x 10 or a combination of the two)
- ✔ The hot-swappable design enables use as a service tool and for security
- ✔ Provides access to view all I/O points, registers, flags, timers, counters, program flags, and system flags



Key Commercial Data

Packing unit	1 pc
GTIN	 4 046356 325288
GTIN	4046356325288
Weight per Piece (excluding packing)	122.600 g
Custom tariff number	85371098
Country of origin	India

Technical data

Note

Operator terminal - NLC-OP1-LCD-032-4X20 - 2701137

Technical data

Note

Utilization restriction	EMC: class A product, see manufacturer's declaration in the download area
-------------------------	---

Dimensions

Width	76 mm
Height	46 mm
Depth	31.5 mm

Ambient conditions

Degree of protection	IP67/IP20
Ambient temperature (operation)	0 °C ... 50 °C
Ambient temperature (storage/transport)	0 °C ... 60 °C

Interfaces

Interface	Operator Panel
Connection method	RJ45
Transmission length	max. 1 m

Supply

Power supply connection	RJ45
Supply voltage	Power available via logic module
Max. current consumption	50 mA
Typical current consumption	32 mA

Software interfaces

Programming tool	nanoNavigator
------------------	---------------

General

Mounting type	In logic module or with remote mounting kit
---------------	---

Display

Display type	Backlit LC display, monochrome, 4 lines with 20 characters or 2 lines with 10 characters
Monitor resolution	128 x 64 pixels
Display area	66 mm 34 mm
Keys	11

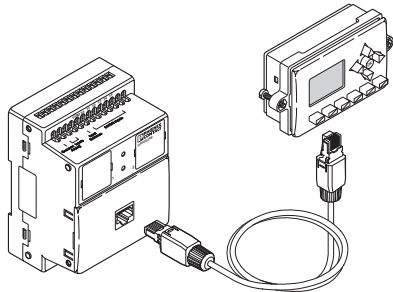
Environmental Product Compliance

China RoHS	Environmentally Friendly Use Period = 50 years
	For details about hazardous substances go to tab "Downloads", Category "Manufacturer's declaration"

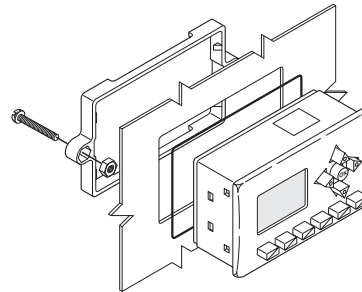
Drawings

Operator terminal - NLC-OP1-LCD-032-4X20 - 2701137

Schematic diagram



Schematic diagram



Classifications

eCl@ss

eCl@ss 10.0.1	27242216
eCl@ss 11.0	27242216
eCl@ss 4.0	27250300
eCl@ss 4.1	27250300
eCl@ss 5.0	27242700
eCl@ss 5.1	27242700
eCl@ss 6.0	27242200
eCl@ss 7.0	27242216
eCl@ss 8.0	27242216
eCl@ss 9.0	27242216

ETIM

ETIM 2.0	EC001417
ETIM 3.0	EC001417
ETIM 4.0	EC001417
ETIM 5.0	EC001417
ETIM 6.0	EC001417
ETIM 7.0	EC001417

UNSPSC

UNSPSC 6.01	43172015
UNSPSC 7.0901	43201404
UNSPSC 11	43172015
UNSPSC 12.01	43201404
UNSPSC 13.2	39122329
UNSPSC 18.0	39122329
UNSPSC 19.0	39122329
UNSPSC 20.0	39122329

Operator terminal - NLC-OP1-LCD-032-4X20 - 2701137

Classifications

UNSPSC

UNSPSC 21.0	39122329
-------------	----------

Approvals

Approvals

Approvals

UL Listed / EAC / cUL Listed / cULus Listed

Ex Approvals

Approval details

UL Listed		http://database.ul.com/cgi-bin/XYV/template/LISEXT/1FRAME/index.htm	FILE E 238705
-----------	--	---	---------------

EAC			EAC-Zulassung
-----	--	--	---------------

cUL Listed		http://database.ul.com/cgi-bin/XYV/template/LISEXT/1FRAME/index.htm	FILE E 238705
------------	--	---	---------------

cULus Listed			
--------------	--	--	--

Accessories

Accessories

Adapter cable

Operator terminal - NLC-OP1-LCD-032-4X20 - 2701137

Accessories

Cable - NLC-OP1-MKT-CBL - 2701438



Cable for operator terminal

Cover

Cover - NLC-OP1-COVER - 2701276



Replacement cover for base unit

Mounting material

Mounting kit - NLC-OP1-MKT - 2701140



Mounting kit
